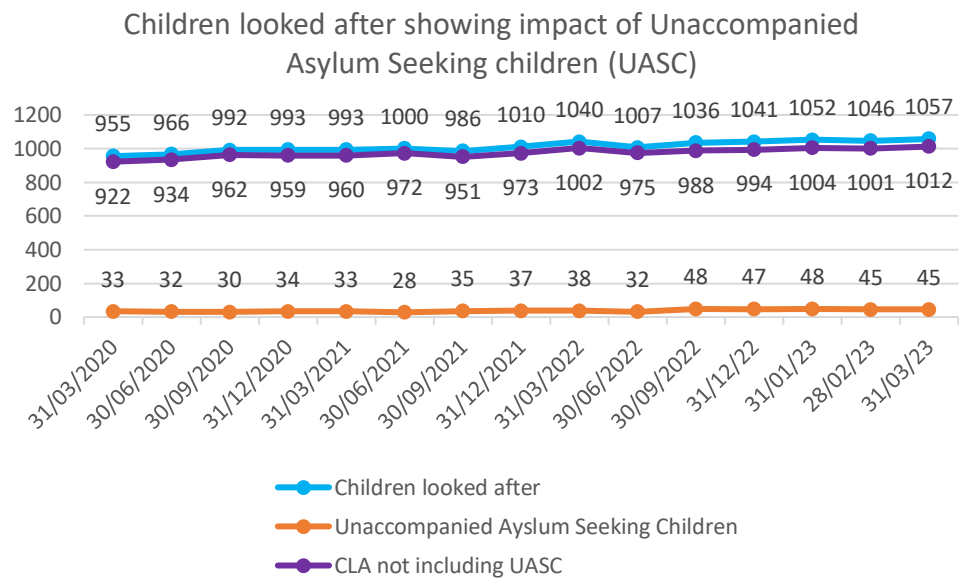
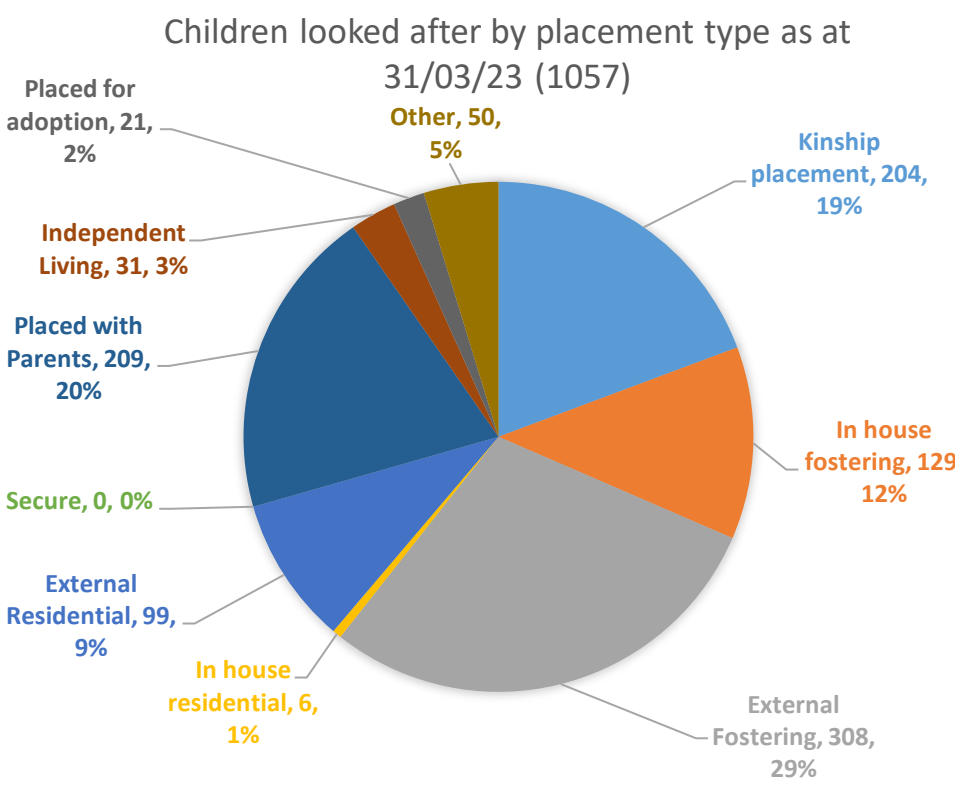
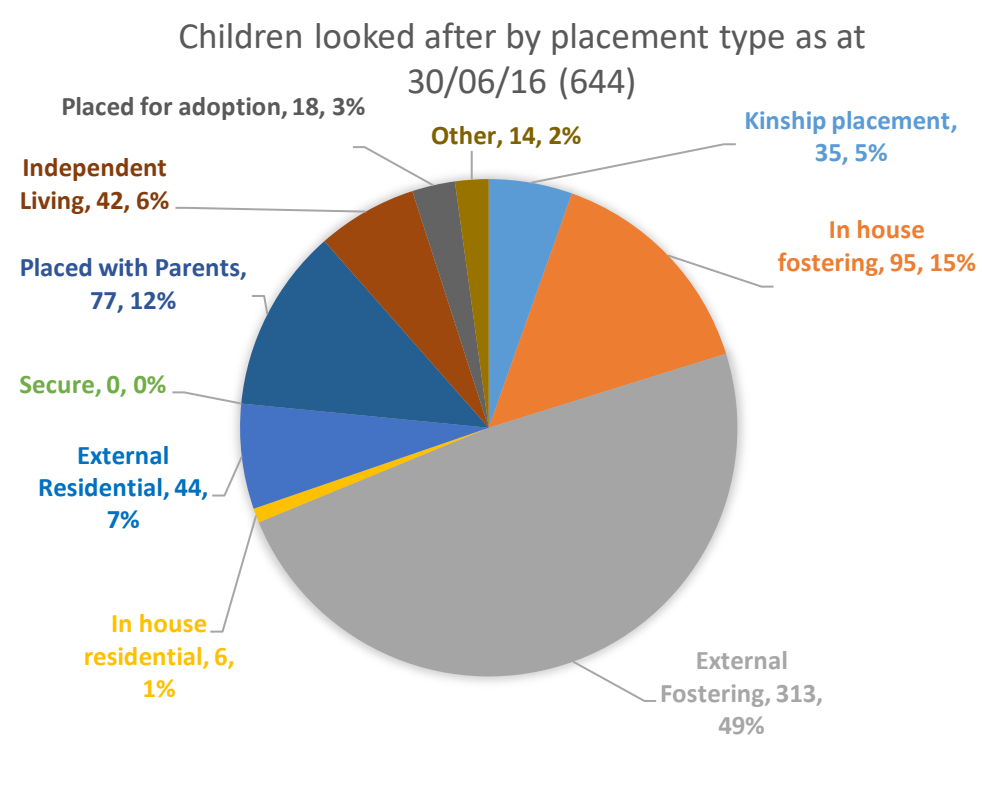
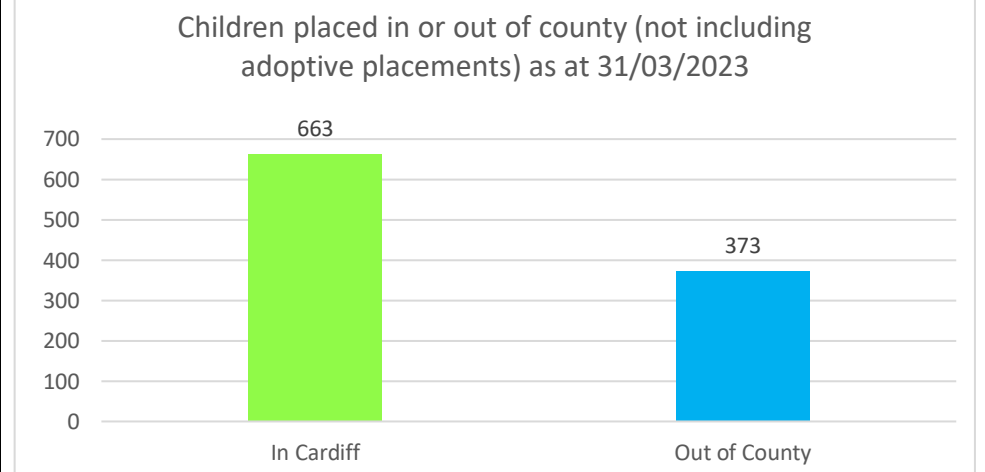
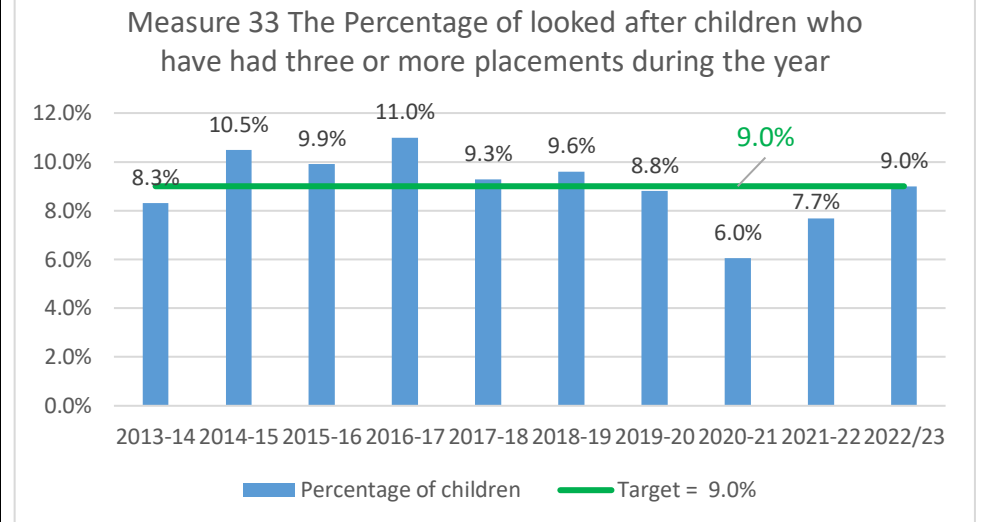
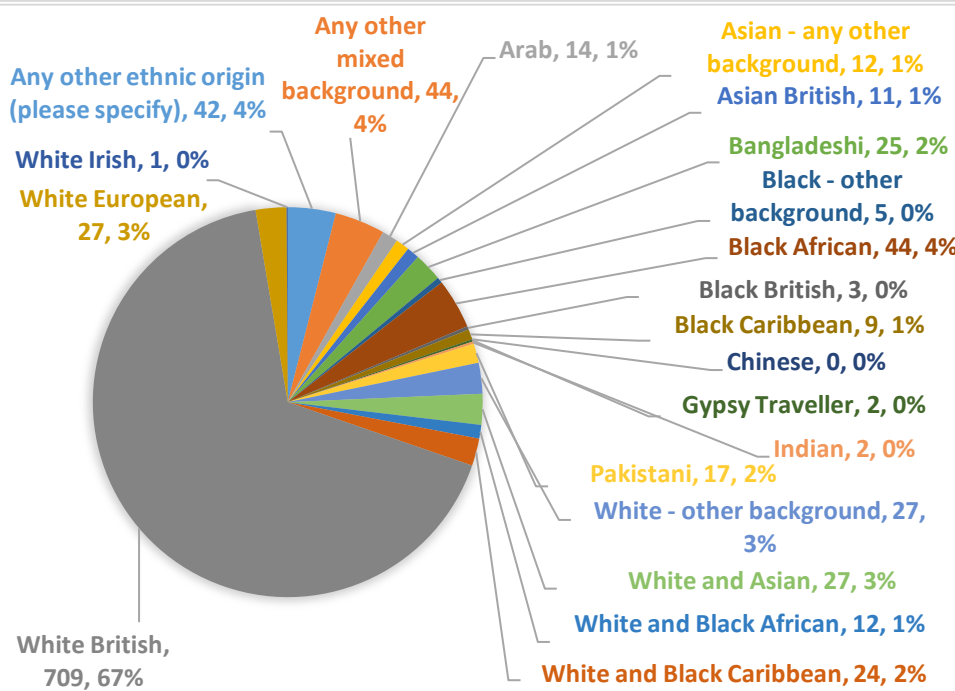
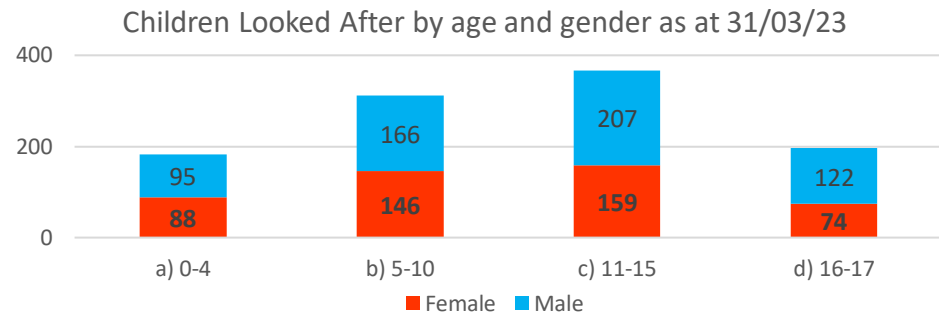


# CPAC Dashboard Quarter 4 2022-23

## Children's Services



After a decrease in the number of children looked after in the early days of lockdown, a subsequent increase in new admissions led to a gradual increase from 939 at 27<sup>th</sup> April 2020 peaking at 1,040 at 31<sup>st</sup> March 2022. Since then, during Quarter 1 the number of looked after decreased to 1007 before steadily increasing through the rest of the year to reach 1057 as at the 31<sup>st</sup> March 2023. 90 of the 265 children (34%) who started being looked after during 2022/23 were placed with parents on a Care Order, with family / friends or in parent and baby placements. 45 of the 1,057 were unaccompanied asylum seeking children as at 31<sup>st</sup> March 2023.



The graph above shows the percentage of children looked after who have had 3 or more placements during the year = 9% (95 / 1,057.) This is a rolling result for the year, based on the children who were looked after as at 31<sup>st</sup> March 2023 and the number of placements they had during the preceding year. 95 of our children looked after as at 31<sup>st</sup> March 2023 had 3 or more placements during the year. This is in comparison to 7.7% (80 / 1,040) for the 2021/22 result as at 31<sup>st</sup> March 2022.

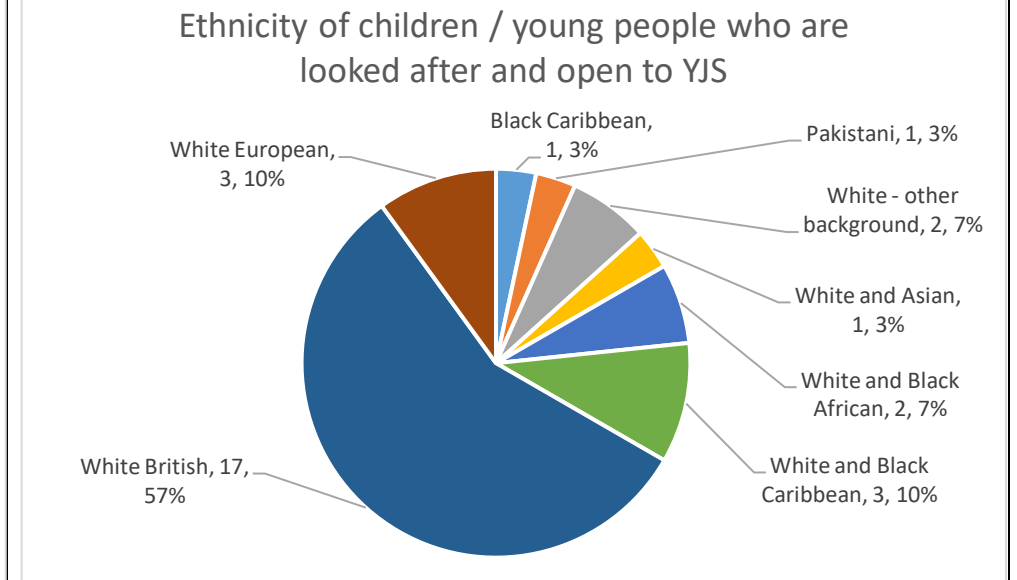
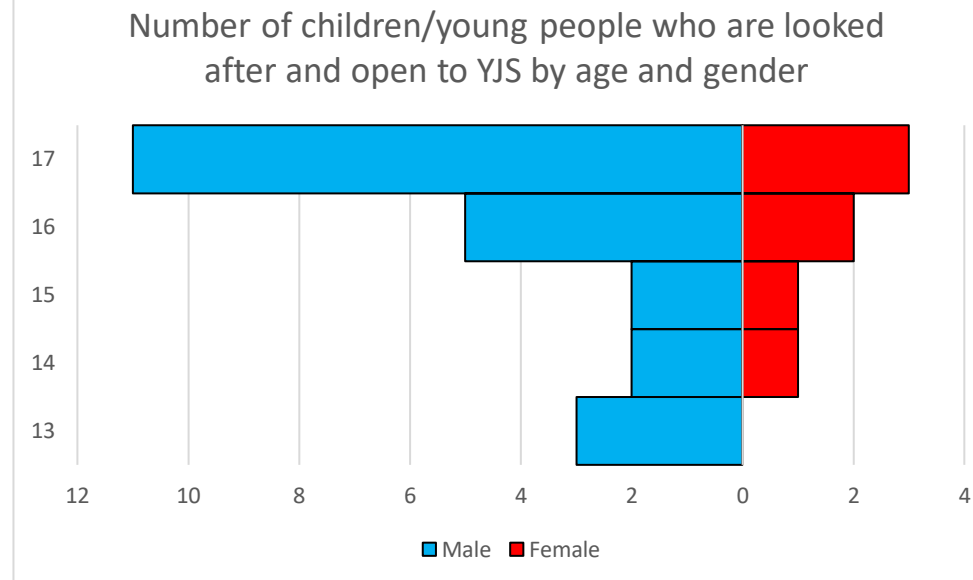
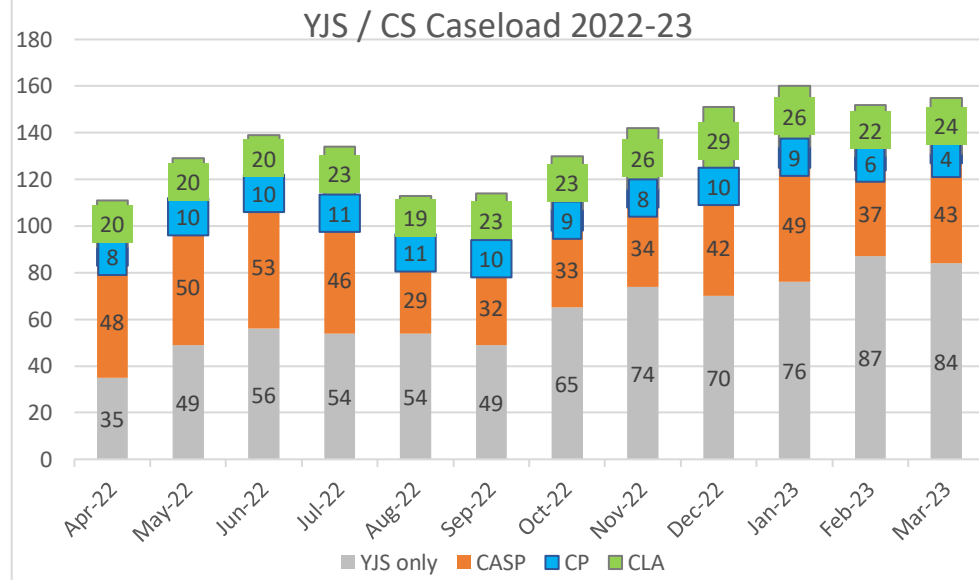
15 more children had 3 or more placements during the year 2022/23 than during 2021/22. Over a third (34.7%) of those with 3 or more placements were 16 and 17 year olds, where changes are more likely to be based on transitions to independent living arrangements. Placement sufficiency for this cohort of young people has also been an issue with an increase in the need for young people to be safely placed in temporary unregistered accommodation with support whilst registered placements are identified.

The pie charts above show the **shift in the balance of care** we have achieved in recent years. The percentage of children being looked after and placed with parents on a Care Order or in kinship arrangements with family members has increased from 17% (112 / 644) to 39.1% (413 / 1,057), while the percentage of children looked after in regulated placements minus kinship placements has reduced from 71% (458 / 644) to 51.7% (546 / 1,057).

# CPAC Dashboard Quarter 4 2022-23

## Youth Justice Service

The information contained in this dashboard relates specifically to young people who are looked after by Cardiff Council's Children's Services Dept. and have been referred to the Youth Justice Service for either a Preventative intervention or by the police or courts after being charged for an offence.



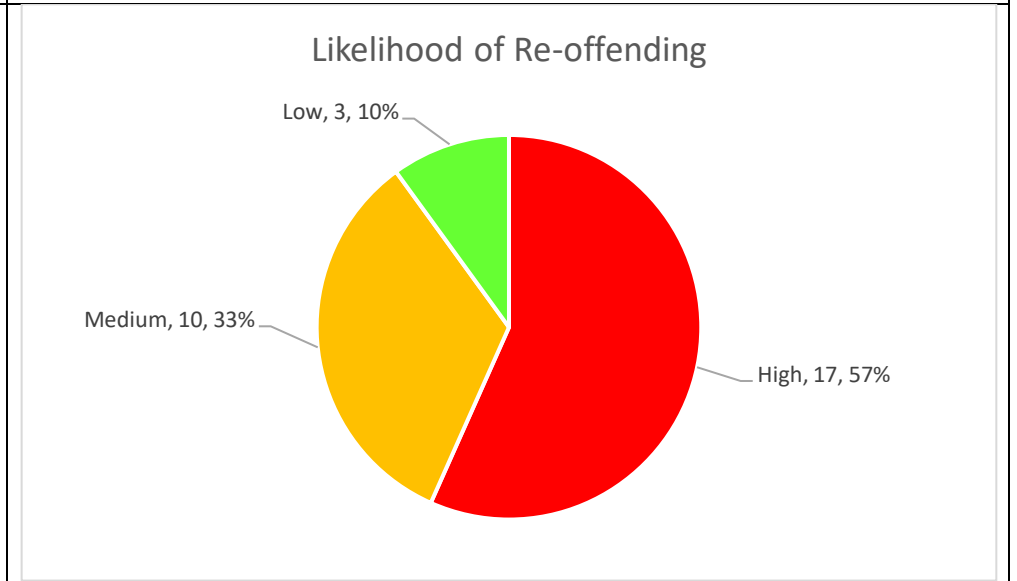
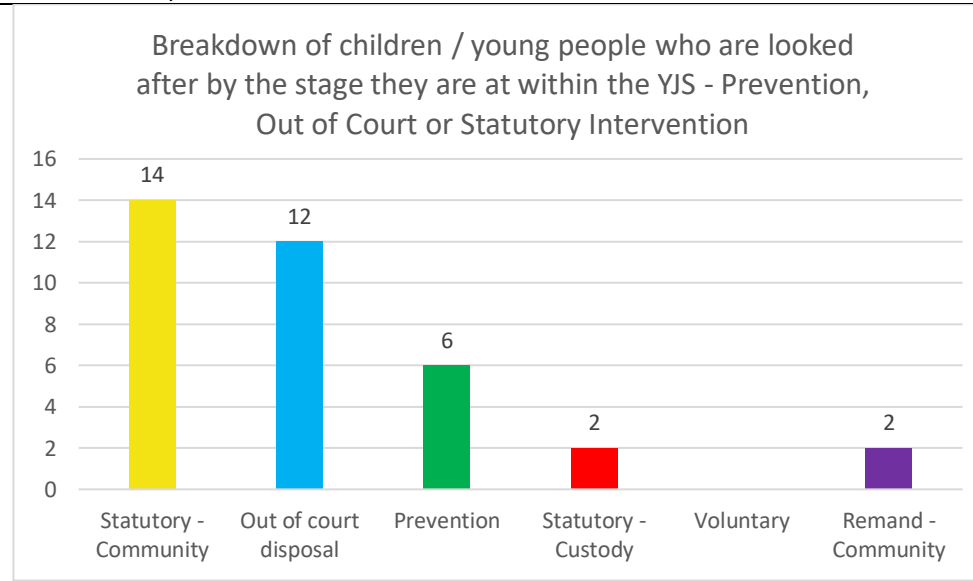
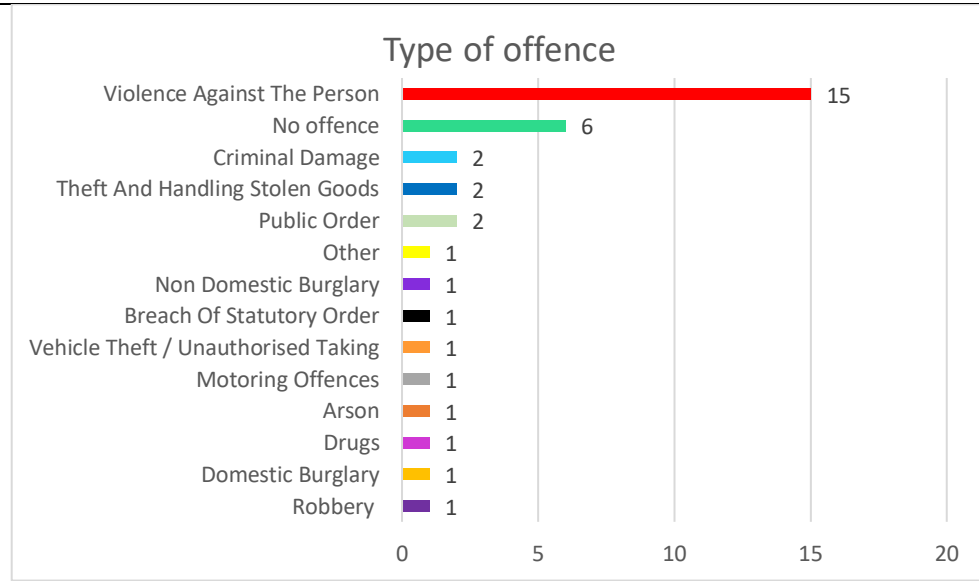
The chart above shows the open YJS caseload as at the end of each month which identifies all young people open to Children's Services. In addition to this there are those open to Early Help and those who are 18+. There has been an overall increase in caseload numbers since the same period last year. The children looked after population has fluctuated between 19 and 29 during 2022/23.

- 23 of 30 young people are male and 7 are female.
- 61% (14 / 23) of CLA young people are above statutory school age.

Based on YJS caseload between Oct 2022– March 2023 – (Excluding Prevention).

The latest published ethnicity information from the Youth Justice Board (mid 2011) shows 80% of the 10–17-year-old population in Cardiff were white. The chart shows 73% (22 / 30) of young people engaging with the YJS that are CLA are White (including White minorities i.e. White European, the remaining 27% are other ethnic minorities. This is only 1% different when compared to the previous report.

Based on YJS caseload between Oct 2022– March 2023 – (Excluding Prevention).



There were 36 young people open to YJS during quarters 3 & 4 who were also looked after. 6 of the 36 young people were engaged on an intervention that was not linked to an offence. 30 of the 36 young people had committed offences with the most prevalent main offence type being violence against the person 15 / 30 (50%). 6/15 (40%) of these offences involved offensive weapons.

YJS engages young people across a wide range of interventions from Prevention prior to offending to those in Custody and on licence in the community. Those young people remanded into custody automatically have CLA status. The chart shows 38.9% (14 / 36) were statutory community interventions being either a Youth Rehabilitation or Referral Order. 33.3% (12 / 36) were engaged on Out of Court Disposals. This is a pre-court outcome, 4 / 36 were of a diversionary nature.

Of the 30 looked after young people, 57% (17 / 30) were assessed as high risk of reoffending. Of the 17 young people at high risk of reoffending 52.9% (9 / 17) were being reviewed at either risk management or high risk panels. Those that are no longer being reviewed at risk management or high risk panels would have been closed during that quarter.

Based on YJS caseload between Oct 2022– March 2023.

Based on YJS caseload between Oct 2022– March 2023.

Based on YJS caseload between Oct 2022– March 2023 (Excluding Prevention).

## CPAC Dashboard Quarter 4 2022-23

### Education

1	The number and percentage of Cardiff looked after children (Reception-Year 11):	
	In a Cardiff school or setting	<b>467</b> 63%
	In an out of county school or setting	<b>229</b> 31%
	Educated Other Than at School (EOTAS)	<b>36</b> 4.5%
	Not in provision	<b>12</b> 1.5%

This data shows the number and percentage of Cardiff children who are looked after, in the School Years, Reception to Year 11, by Education setting as at the 31<sup>st</sup> March 2023.

#### Special Educational Needs (SEN) and Additional Learning Needs (ALN):

2	The number and percentage of Cardiff looked after children with SEN / ALN (Reception-Year 11):	
	School Action	<b>46</b> 6%
	School Action Plus	<b>31</b> 4%
	Statement & Under Assessment	<b>108</b> 14.5%
	With Individual Development Plans	<b>96</b> 13%

This data shows the number and percentage of Cardiff children who are looked after who have Special Educational Needs (SEN) and Additional Learning Needs (ALN) as of 31<sup>st</sup> March 2023.

#### Exclusions:

3	The number and percentage of Cardiff looked after children with exclusions from Cardiff schools only: (September 2022 to June 2023)	
	Number of LACE with one or more fixed term exclusion	<b>44</b> 6%
	Number of LACE permanently excluded	<b>1</b> 0.13%

This data shows the number and percentage of Cardiff children who are looked after who received permanent or fixed term exclusions during the academic year of 2022-2023, based on the 31<sup>st</sup> March 2023 cohort.

#### Attendance:

4	Average percentage of Cardiff looked after children school attendance: (September 2022 to June 2023)	
	In a Cardiff school or setting	86.68%
	Educated Other Than at School (EOTAS)	68.52%

This data shows the average attendance of Cardiff children who are looked after in Cardiff and EOTAS schools / provisions during the academic year of 2022-2023, based on the 31<sup>st</sup> March 2023 cohort.

#### GCSE Results:

5	The number and percentage of children looked after who achieved GCSEs:	
	5 or more GCSEs at A*-C, including Maths and English	<b>9</b> 12%
	5 or more GCSEs at A*-C	<b>4</b> 5%
	5 or more GCSEs at A*-G	<b>28</b> 38%
	Less than 5 GCSEs at grade A*-G	<b>24</b> 32%

This data shows the number and percentage of Cardiff children looked after who achieved GCSEs on 25<sup>th</sup> August 2022, based on the 31<sup>st</sup> March 2022 cohort. The next set of GCSE results data based on the 31<sup>st</sup> March 2023 cohort will be available later in the year.

#### Personal Education Plans:

5	The number and percentage of Cardiff looked after children with Personal Education Plans (Reception-Year 11):	
	In a Cardiff school or setting	<b>350</b> 74.9%
	In an out of county school or setting	<b>159</b> 69.5%
	Educated Other Than at School (EOTAS)	<b>31</b> 86%
	Not in provision	<b>7</b> 58%

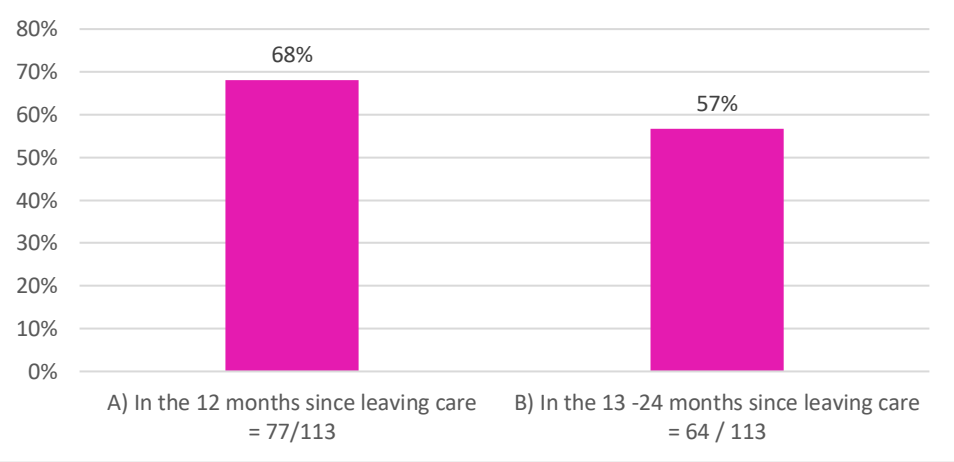
This data shows the number and percentage of Cardiff children looked after who had updated Personal Education Plans (PEPs) during the academic year of 2022-2023, based on the 31<sup>st</sup> March 2023 cohort.

#### Successful transition:

7	Successful Transition to Employment, Education or Training:	
	Total number of LACE in EET on October 31st	<b>64</b> 86%
	Total number of LACE in EET on October 31st (Cardiff)	<b>34</b> 92%
	Total number of LACE in EET on October 31st (OOC)	<b>20</b> 87%
	Total number of LACE in EET on October 31st (EOTAS)	<b>10</b> 71%

This data shows the number and percentage of Cardiff children looked after who successfully transitioned into Education, Employment or Training as of 31<sup>st</sup> October 2022, based on the 31<sup>st</sup> March 2022 cohort. The next set of transition data based on the 31<sup>st</sup> March 2023 cohort will be available later in the year.

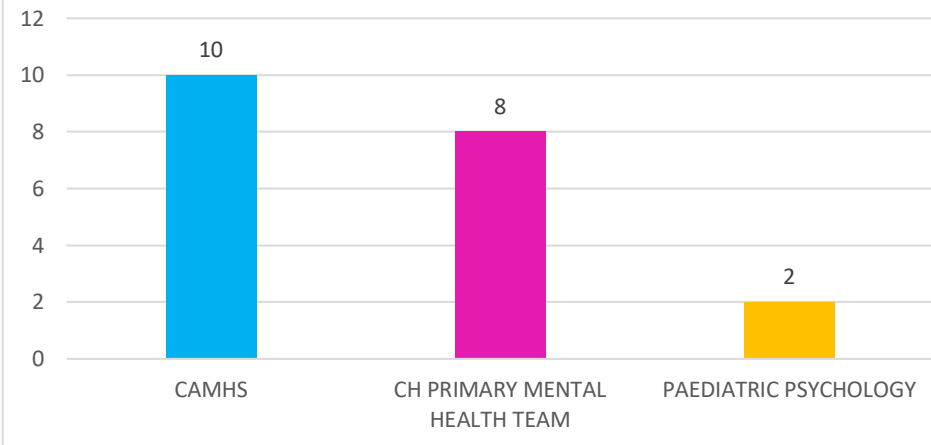
## CPAC Dashboard Quarter 4 2022-23

Adolescents														
<p><b>Into Work Service</b></p> <table border="1" style="width: 100%; border-collapse: collapse; margin-top: 10px;"> <tr> <td style="padding: 2px;"><b>MONTHLY CASELOAD – (March 2023)</b></td> <td style="text-align: center; padding: 2px;">85</td> </tr> <tr> <td style="padding: 2px;"><b>TRAINING OUTCOMES (Project Cumulative)</b></td> <td style="text-align: center; padding: 2px;">124</td> </tr> <tr> <td style="padding: 2px;"><b>WORK EXPERIENCE/ VOLUNTEERING/BRIGHT START PLACEMENT (Project Cumulative)</b></td> <td style="text-align: center; padding: 2px;">59</td> </tr> <tr> <td style="padding: 2px;"><b>FULL TIME EDUCATION (Project Cumulative)</b></td> <td style="text-align: center; padding: 2px;">81</td> </tr> <tr> <td style="padding: 2px;"><b>JOB OUTCOME (Cumulative)</b></td> <td style="text-align: center; padding: 2px;">142</td> </tr> <tr> <td style="padding: 2px;"><b>JOB OUTCOME (Oct - Mar)</b></td> <td style="text-align: center; padding: 2px;">9</td> </tr> </table>	<b>MONTHLY CASELOAD – (March 2023)</b>	85	<b>TRAINING OUTCOMES (Project Cumulative)</b>	124	<b>WORK EXPERIENCE/ VOLUNTEERING/BRIGHT START PLACEMENT (Project Cumulative)</b>	59	<b>FULL TIME EDUCATION (Project Cumulative)</b>	81	<b>JOB OUTCOME (Cumulative)</b>	142	<b>JOB OUTCOME (Oct - Mar)</b>	9	<p style="text-align: center;">During 2022/23, the percentage of care leavers in categories 2,3 and 4 who have completed at least 3 consecutive months of employment, education or training in:</p>  <p style="text-align: center;">A) In the 12 months since leaving care = 77/113      B) In the 13 -24 months since leaving care = 64 / 113</p> <p style="font-size: small;">Source: CareFirst – Annual result for 2022-23</p>	<p><b>Housing / Young Person Gateway</b></p> <p>Quarter 3 &amp; 4 - 1<sup>st</sup> October 2022 – 31<sup>st</sup> March 2023</p> <ul style="list-style-type: none"> <li>- <b>100%</b> of care leavers prevented from becoming homeless (target is 90%)</li> <li>- <b>2</b> care leavers housed in supported accommodation in the Young Person’s Accommodation &amp; Support Gateway</li> <li>- <b>1</b> care leavers housed permanently in social housing through the Training Tenancy scheme</li> </ul> <p>As at end of Quarter 4</p> <ul style="list-style-type: none"> <li>- <b>120 (99%)</b> care leavers successfully maintaining their social housing tenancy through the Training Tenancy scheme (target 95%)</li> </ul>
<b>MONTHLY CASELOAD – (March 2023)</b>	85													
<b>TRAINING OUTCOMES (Project Cumulative)</b>	124													
<b>WORK EXPERIENCE/ VOLUNTEERING/BRIGHT START PLACEMENT (Project Cumulative)</b>	59													
<b>FULL TIME EDUCATION (Project Cumulative)</b>	81													
<b>JOB OUTCOME (Cumulative)</b>	142													
<b>JOB OUTCOME (Oct - Mar)</b>	9													
<p><b>Bright Futures</b></p> <p>Bright Futures provides bespoke employment and training support for care experienced young people in Cardiff. The project aims to remove barriers to employment, education and training through one-to-one mentoring, wellbeing support and EET financial assistance. The Bright Start Scheme also falls under this project umbrella.</p> <p><b>Bright Start</b></p> <p>In February 2023, Bright Start had 6 Young People on placement with: Cardiff Dogs' Home, Youth Service, Into Work Digital Team, Wales Millennium Centre and the Clayton Hotel.</p> <p>Bright Start's March cohort of young people started placement at the end of March, with 10 new trainees completing their pre-placement training and starting placements in the Dogs' Home, Cardiff Riding School, McDonalds and Charity Shops. The team have been working hard on securing new placements, with an additional 4 placements becoming available in different businesses and organisations across Cardiff to take the total number of available placements to 55.</p> <p><b>MILES (Youth)</b></p> <p>The MILES (Youth) project works closely with Bright Futures, supporting young people who are homeless or experiencing housing instability. This includes a significant number of Care Experienced young people aged 16-24. The project also aims to support young people into employment, education and training and runs weekly drop-ins in Youth and Adult Supported/Temporary Accommodation across Cardiff.</p>	<p>During 2022-23:</p> <p>The percentage of care leavers in categories 2,3 and 4 who have completed at least 3 consecutive months of employment, education or training in the 12 months since leaving care = 68% meets the target of 68%.</p> <p>The percentage of care leavers in categories 2,3 and 4 who have completed at least 3 consecutive months of employment, education or training in the 13-24 months since leaving care = 57% meets the target of 57%.</p>	<p>The above Care Leavers data is in relation to over 18s.</p> <p>We have recently tendered for a further contract to sit under Young Person Gateway (YPG) which would allow an additional 24 units of accommodation. This accommodation is funded by Children’s Services and will allow young people placed in high cost residential placements to step down (where suitable) into alternative accommodation. For some context we currently have 17 young people on our Waiting List to enter YPG.</p> <p>The first 4 units of the new contract are now in place with young people moving in in the first quarter of 2023/24.</p>												

## CPAC Dashboard Quarter 4 2022-23

### Health

**Children looked after open to Emotional Wellbeing Services during Quarter 4 2022-23**



Source: Health

EWS - Emotional Wellbeing Services

Note on this report: Children may have concurrent referral episodes with both CAMHS and Paediatric Psychology, or Primary Mental Health and Paediatric Psychology. Thus, totals provided are a distinct count of the number of children with referrals to these services during the reporting period.

19 children and young people who were looked after were open to Emotional Wellbeing Services during Quarter 4 2022/23. 10 children / young people were open to CAMHS, 3 of these were receiving urgent intervention. 5 were open to the Generic Team. 5 were referred for a Forensic CAMHS Consultation, this is a specialist community consultation service providing consultation to professional networks (including Children's Services and the Youth Justice Service) regarding young people that cause them great concern, specifically in relation to risk and extreme and/or criminal behaviour, with the aim of risk reduction (including reducing the risk of re-offending) and managing their safety and wellbeing in the community.

Eight were open to the Primary Mental Health Team, where service delivery involves a consultation to complete an assessment before commencing a care and treatment plan which could include referral into CAMHS or the provision of other support services either via the NHS, Local Authority, 3<sup>rd</sup> Sector or via Digital Platforms.

The 2 children/ young people open to Paediatric Psychology were receiving consultations to assess the impact of becoming looked after on their behaviour, outlook and mental health.

Please note children and young people can be open to more than one team at once, these 19 are identified by Health as looked after, work is ongoing with Health to ensure the true number of children who are looked after is recorded and therefore reported by Health.

### Views

#### **Mind of My Own**

**1<sup>st</sup> April 2022 – 31<sup>st</sup> March 2023**

During this period, we had a total of:

275 statements sent to the Mind of My Own portal

258 were One app statements and 17 were express statements

126 Children and Young People signed up to Mind of My Own resulting in 224 account in total.

51 Practitioner accounts were set up by workers resulting in a total 245 practitioner accounts

Mind of My Own is a set of accessible apps that allow our children and young people to express and share their views in a way that suits them. Young people can use the app alone or with their worker to say how they are feeling, what support they need and tell their worker about things that are important to them.

Cardiff Children's Services have a commitment to ensure that every child's voice is heard in all meetings and discussions. We have given a commitment that all children will have the opportunity to have a Mind of My Own account or be supported by their worker to share their views using the app. Over the past few months, we have been working with the CP Chairs to try and encourage our young people to submit a Mind of My Own statement before their scheduled CP Conference so that they are given the opportunity to share their thoughts and opinions before the meeting takes place.

We have been working with the social worker practice leads to promote and embed the use of the Mind of My Own App. Together we have explored ways to increase participation of children and young people looked after in their reviews as well as sharing their views at a time that suits them.

We know that most children when they use the app tell us that they are happy, settled and supported, but a smaller number have reported that they are not happy or unsafe. Where children tell us this, there is a safety link within the app, which means that this is quickly identify and a process for quickly following up with these children.